

Garrett

ADVANCING MOTION

GXRACE



When Xtreme Power Meets Xtreme Performance



TI Race Development - GT-R Unlimited
6.164 @ 242 MPH - George Dodworth

Winners are Built

Winners aren't born – they are built. Reputations are forged through skill, speed and consistency. Racers push their skills, their cars, and their turbos to extreme limits. When the stakes are high, only the best turbo will take you to the finish line. Garrett G-XRace is built for those who know that winning comes from being the quickest, pass after pass, race after race.

Garrett G-XRace Turbochargers

Product Features:

- XBoost Technology increases power and performance
 - +8% compressor flow (GXR50-88 compared to G50-1900)
 - Improved pressure ratio capability enables higher boost pressure
 - Increased efficiency at high flow rates provides cooler, denser air to boost power capability
- Lightweight aluminum backplate to reduce turbo weight
- Flange-style speed sensor port for easy installation and turbo speed monitoring for optimal performance and turbo life



Powered by Decades of Leadership in Motorsport

If you want to be the quickest, the G-XRace Series is your ultimate advantage. Born from decades of powering professional motorsport winners, this turbocharger carries a legacy of proven success. It's made for racers who push the limits to the extreme and win.

Turbocharger Reference Data:

Supercore PN	Model	Turbo Reference	Horsepower Rating	Comp Inducer	Comp Exducer	Turbine Inducer	Turbine Exducer
953234-5008S	GXR50-76	7694	1750	76.6mm	123mm	99mm	94mm
953234-5009S	GXR50-80	8094	1850	80.9mm			
953234-5010S	GXR50-88	8894	2050	88.9mm			
Turbine Kit PN:	A/R	Inlet	Outlet	Wastegate	Divided		
761208-0079	0.96	T6	V-Band	External	N		
761208-0080	1.08	T6	V-Band	External	N		
761208-0081	1.23	T6	V-Band	External	N		
761208-0082	1.39	T6	V-Band	External	N		

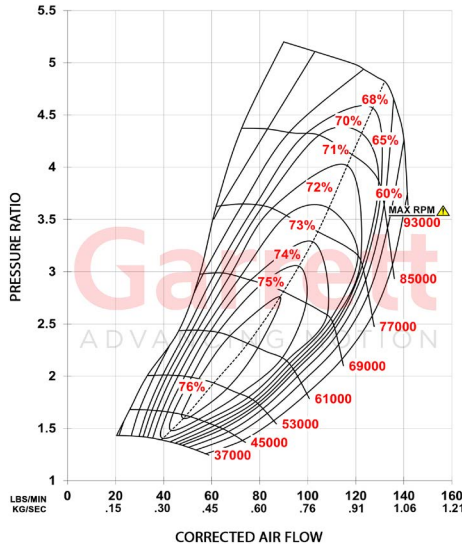
WARNING: The use of this product above max turbocharger speed is at the owner's risk, and can result in damage and premature failure. To protect the turbocharger from overspeed when operating, a speed sensor port is machined into the compressor housing for the fitment of speed sensor part numbers 781328-0003 (includes sensor and gauge), 781328-0004 (includes speed sensor), or [G-Smart Bluetooth Module with sensor \(PN 923586-0003\)](#). Sensor Kits sold separately.

* Performance results of this product are highly dependent upon your vehicle's modifications and tuning/calibration. The horsepower numbers represented above are calculated based strictly on choke flow of the compressor map (total turbo capability), which represents the potential flywheel horsepower.

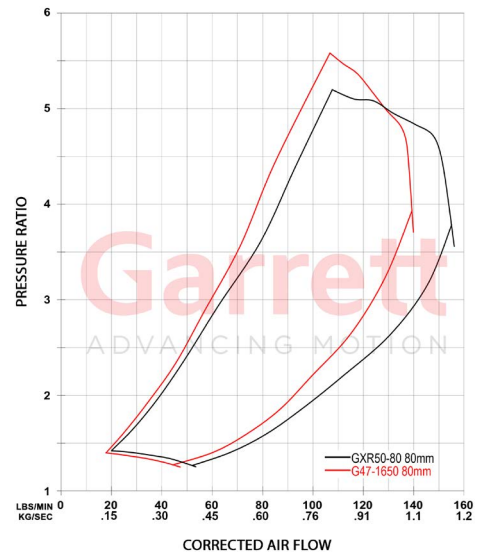
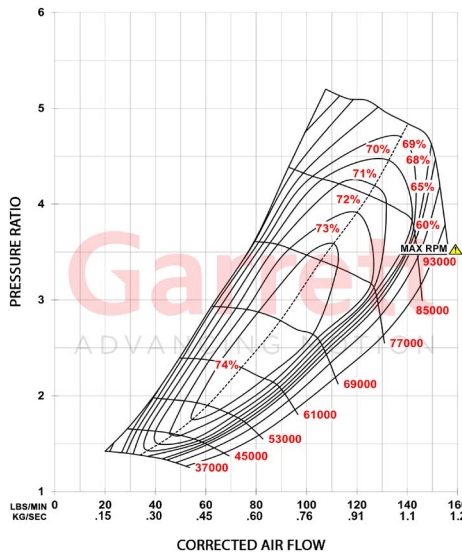
When Xtreme Power Meets Xtreme Performance

A Heritage of Innovation

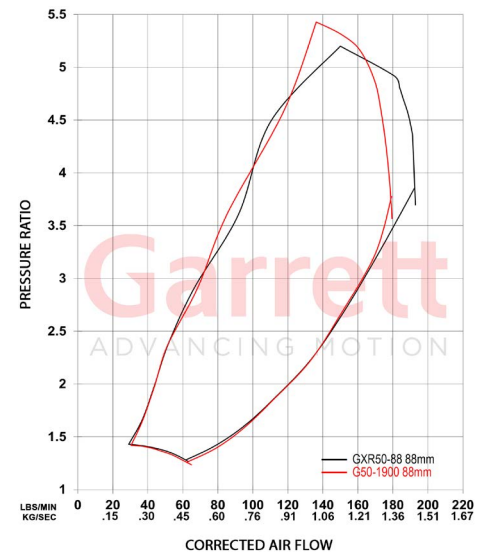
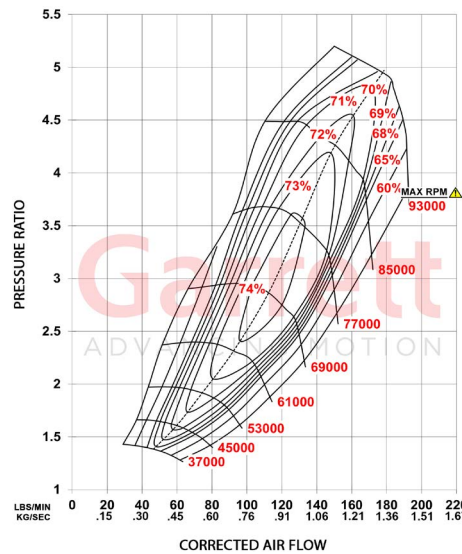
Backed by over 70 years of engineering and innovation, G-XRace turbochargers are engineered by a global team of 1300 engineers across five R&D centers for extreme durability and extreme performance.



GXR50-76



GXR50-80



GXR50-88