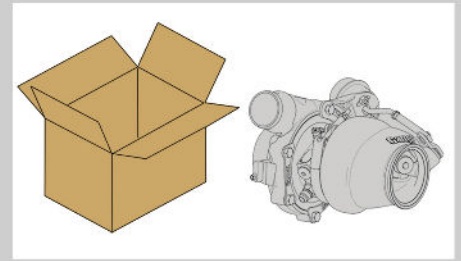


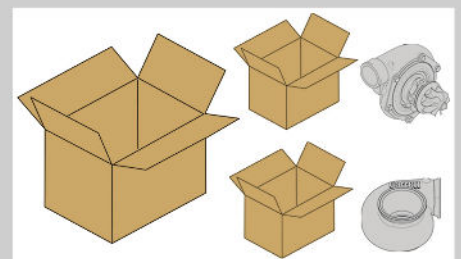
## Turbo PN | Complete Turbo

Internally wastegated options fully assembled and calibrated by Garrett®. Gasket kit included. Models: G25-550, G25-660, GT2252, GT2554R, GT2560R, GT2860R, GT2860RS, GT2871R



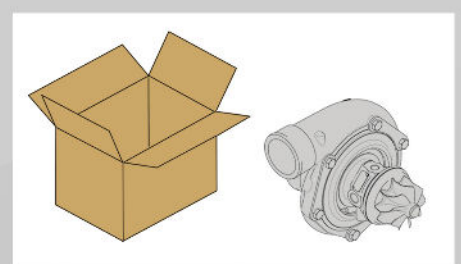
## Assembly Kit PN | Turbo Assembly Kit

Externally wastegated options include super core and turbine housing kit in separate boxes. Gasket kit included. Tools and assembly required to connect the super core to the turbine housing. Models: Gen II GTX28, GTX30, GTX35, G25-550, G25-660



## Super Core PN |

Super Core refers to a center housing rotating assembly with compressor housing attached. Gasket kit included. Turbine housing kit purchased separately. Models: GT30, GT35, GTW34, GTW36, GTW38, GTX40, GTX42, GTX45, GTX47, GTX50, GTX55



## Turbine Kit PN | Turbine Housing Kit

Individually packaged exhaust housings. Connections and size vary between models. Gasket kit included. **Reverse Rotation** housings not interchangeable with standard rotation. **GT** and **GTX** housings are interchangeable within frame family. (e.g., GT30 – GTX30). **G Series** housings are **NOT** interchangeable with GT, GTX, GTW. **GTW** housings are **NOT** interchangeable with GT, GTX, G Series. *Some options may require modifications to the exhaust system to fit.*

